IrshadOS

Irshad AI ERP for shops and showrooms

Shops, showrooms and outlets

For shops, showrooms and outlets: a POS counter with barcode scanning, cash or credit sales and an 80 mm receipt, every bill in one list, stock in every outlet, your own web shop, complaints and repairs, and a sales dashboard. Works on a phone.

Try it now, no sign-up:

demo.irshados.com

Read online:

IrshadOS.com/erp/retail-shops/

Request a demo: fill in a short form

Email: dev@irshados.com

A counter that bills in seconds

Scan the product, choose cash or credit, apply a discount, take the money and see the change. The bill prints as an 80 mm receipt, and the stock goes out of the counter at once.

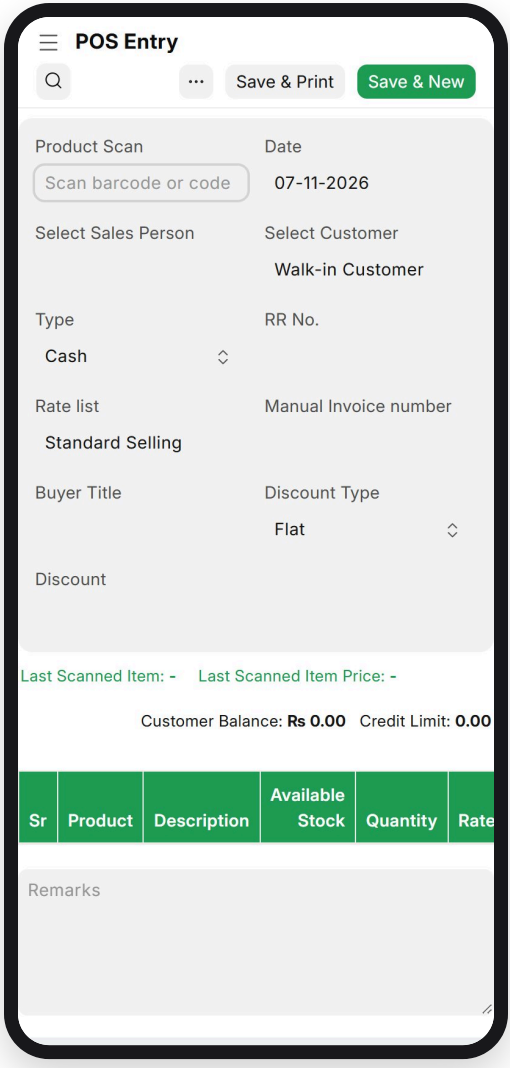

Scan to see any product

Scan a barcode or a serial number, or type a product code, and the product's details and price appear at once.

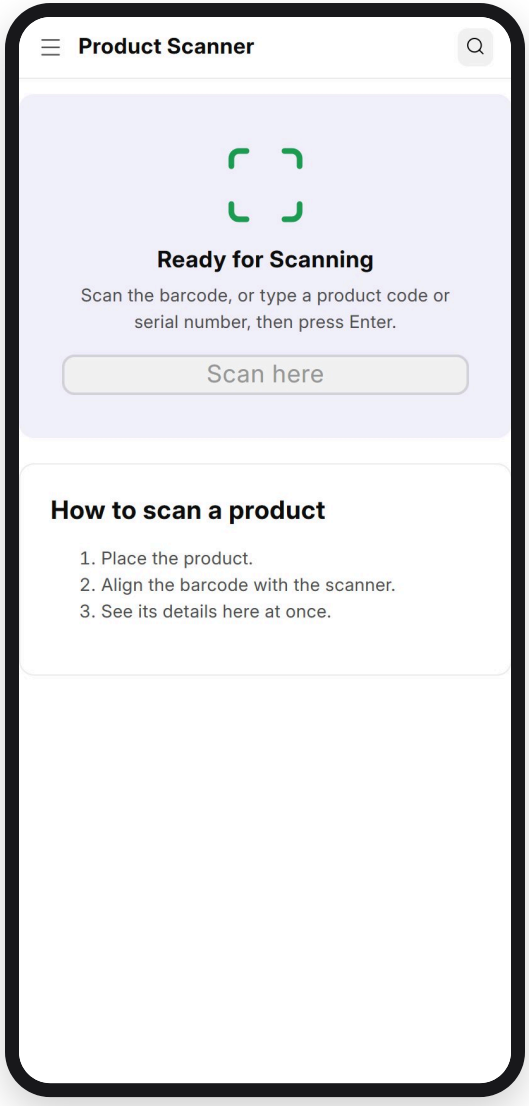

Every bill in one list

Every sale in one list, marked paid or overdue, which you can search by customer and date.

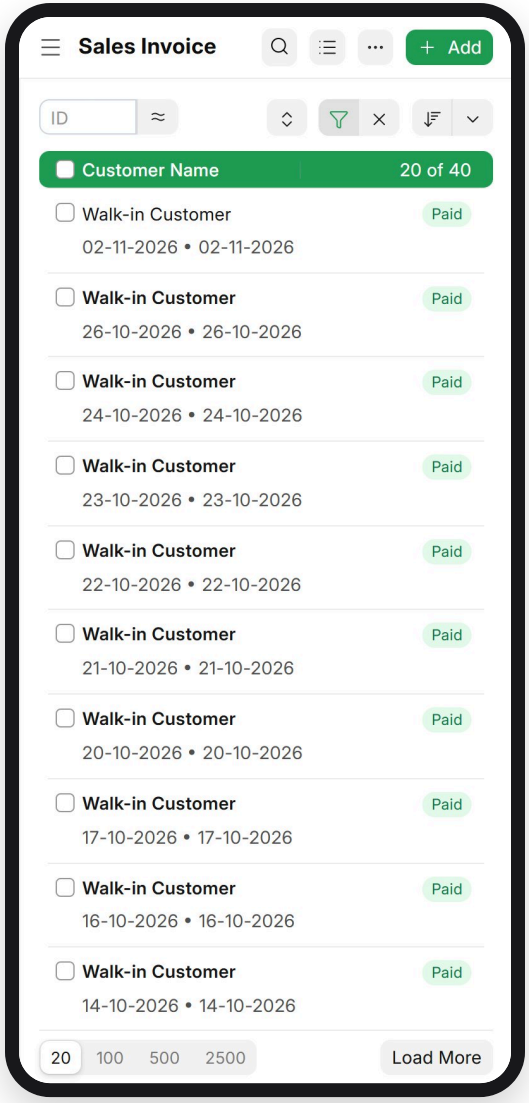

Stock in every outlet

Stock transfers between outlets and the store, stock adjustments, stock statements and the history of every product.

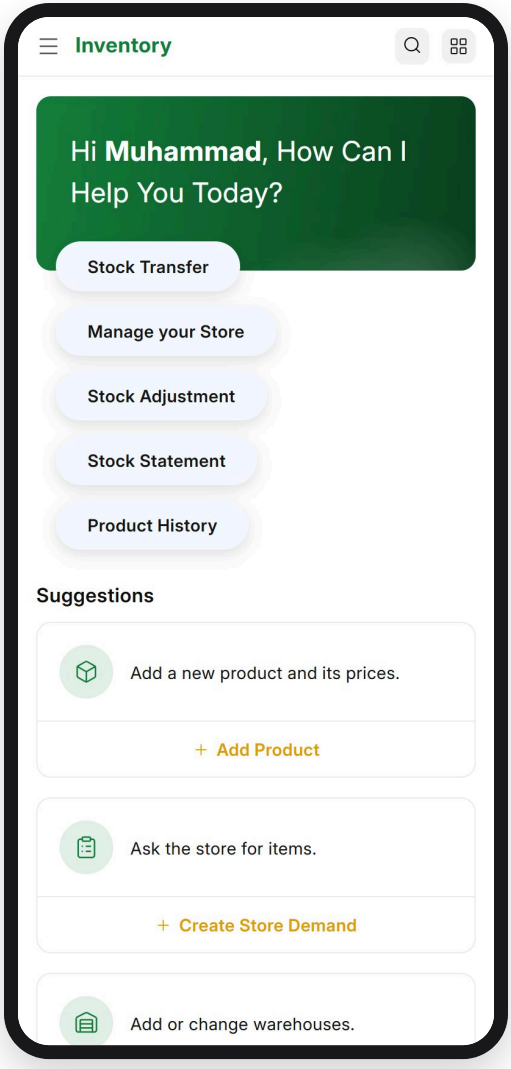

Sales at a glance

Sales, active customers, the sales trend and top customers on one dashboard.

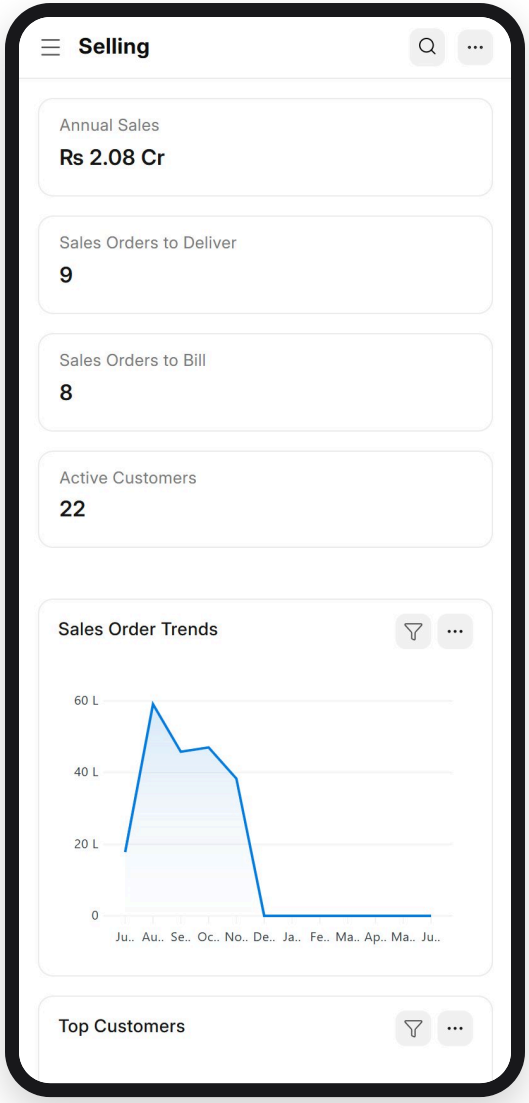

Your products on your own web shop

Publish any product to the shop on your website. It shows the same price as the counter and says "In stock" from the stock in your store, so the website never sells what you do not have.

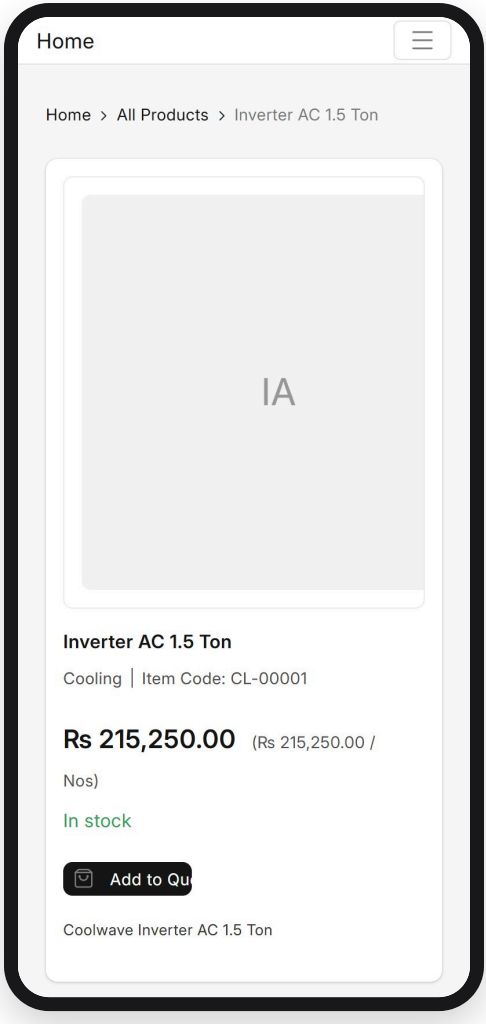

Complaints and repairs after the sale

Register a customer's complaint, send the product for repair as a repair job linked to the complaint, and follow every repair to the end in the repair job report.

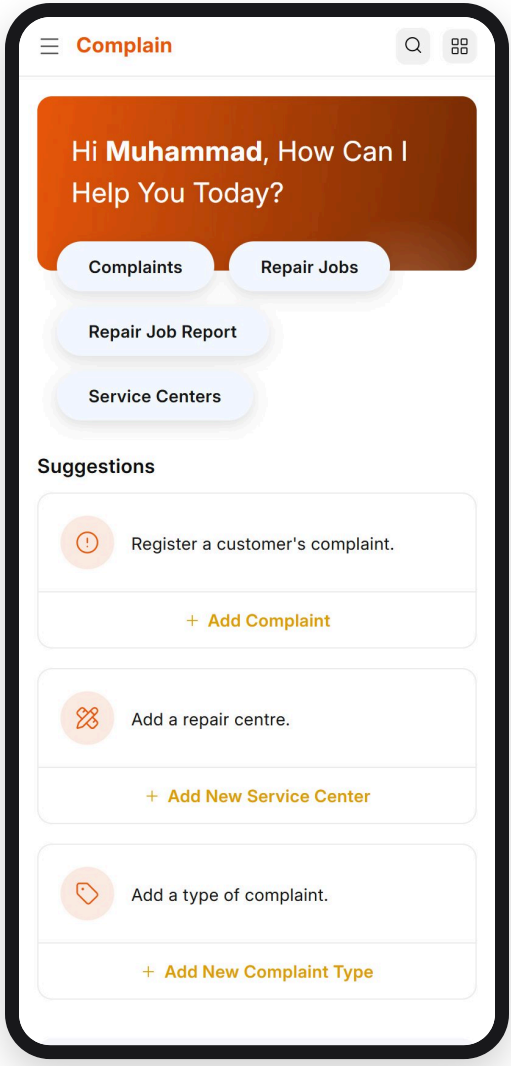

Ask your ERP

Ask "top 10 products this month" or "what has not sold in 60 days?" in plain language, and the answer comes from your own sales.

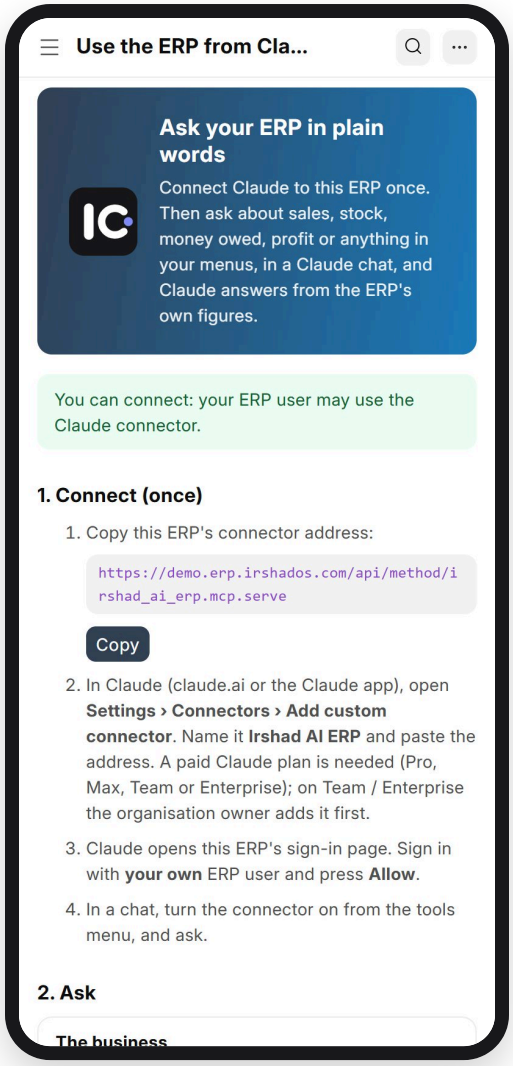

Questions

Do we need special hardware?

No. It runs in the browser. A USB or Bluetooth barcode scanner and an 80 mm receipt printer make the counter faster, and both are ordinary shop equipment.

Can we sell on credit to regular customers?

Yes. A credit sale leaves the balance on the customer's account, and their balance and credit limit show at the counter.

We have more than one shop.

Each outlet has its own counter settings and stock, and the owner sees all of them together.

How we set it up for you

1. **Walk through how you work**
   A short call or a few screenshots per department: what you enter, what you print, which reports you open every day.

2. **Set up and import**
   Your own installation, with your chart of accounts, customers, products and opening balances, checked against your trial balance.

3. **Fit the screens and prints**
   Your field names, invoice and voucher layouts and approval steps, on a copy you test before anything goes live.

4. **Go live and support**
   Start on a month's first day, then training per department and a monthly retainer for questions and changes.

Open the live demo: **demo.irshados.com**
This page online: **IrshadOS.com/erp/retail-shops/**
Request a demo: **fill in a short form**
Or email: **dev@irshados.com**