IrshadOS

Irshad AI ERP for manufacturers

Factories and workshops

For factories and workshops: each product's bill of materials, production plans and batch tickets, store demand to purchase order to GRN, gate passes, and stock of raw material and finished goods in every store.

Try it now, no sign-up:

demo.irshados.com

Read online:

IrshadOS.com/erp/manufacturers/

Request a demo: fill in a short form

Email: dev@irshados.com

Make every product from its standard

Set each product's materials and steps once, as its bill of materials. Then plan what to make on which machine, open a production ticket for each batch, and see the production summary.

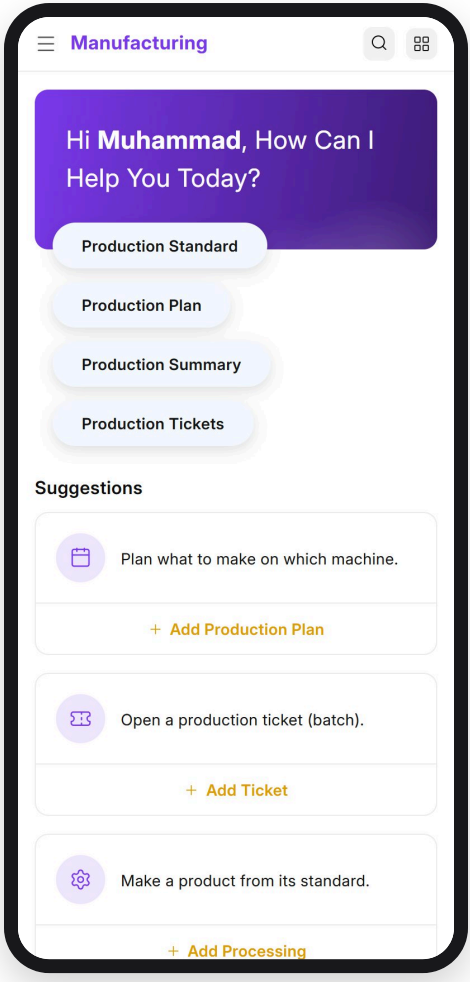

Buying raw material, step by step

Store demand, purchase order, goods received note (GRN) and the vendor's bill, with the status of every order and GRN at a glance. Inward and outward gate passes are part of it.

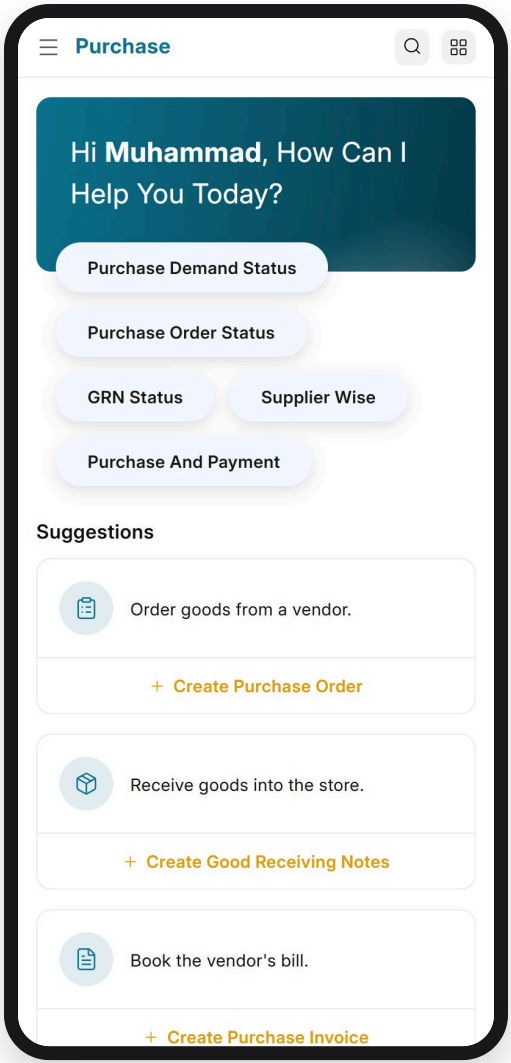

Purchase orders with the vendor's balance

The vendor's balance and credit limit sit beside the name, and order date, due date and delivery are tracked for each order.

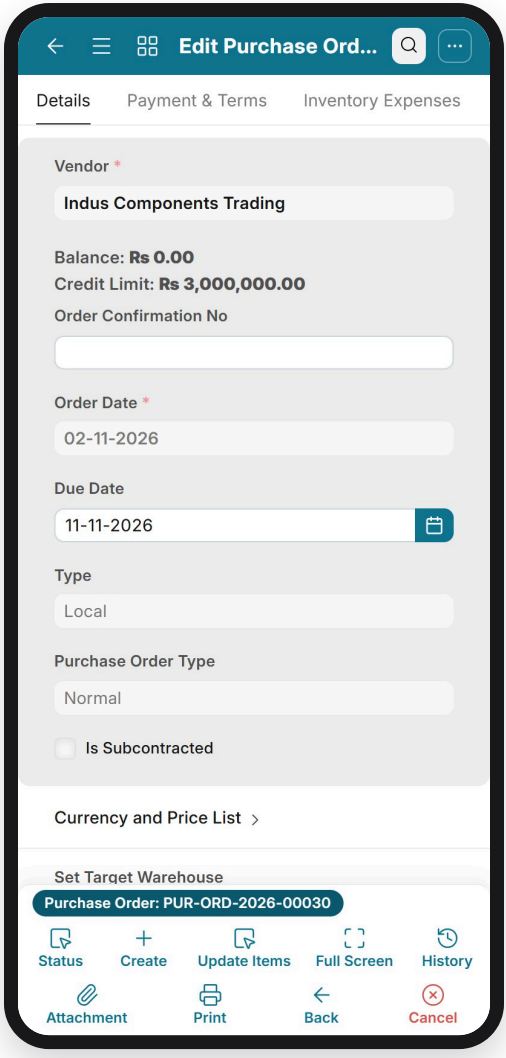

Raw material and finished goods in every store

Stock transfers between stores, stock adjustments, store demands, stock statements and the history of every product.

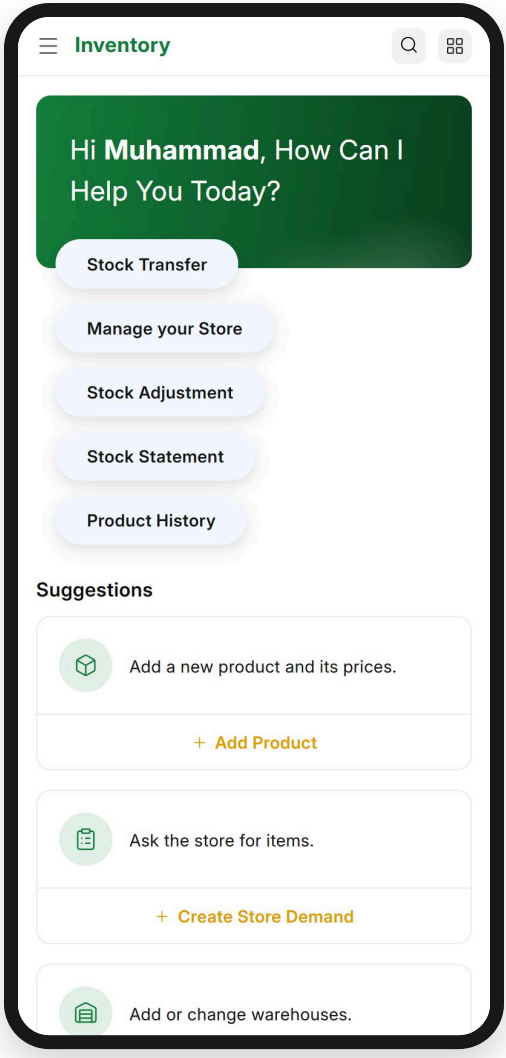

Buy before you run out

Projected stock for each item in each warehouse: what is in hand, on order and already promised, so purchase can act before production stops.

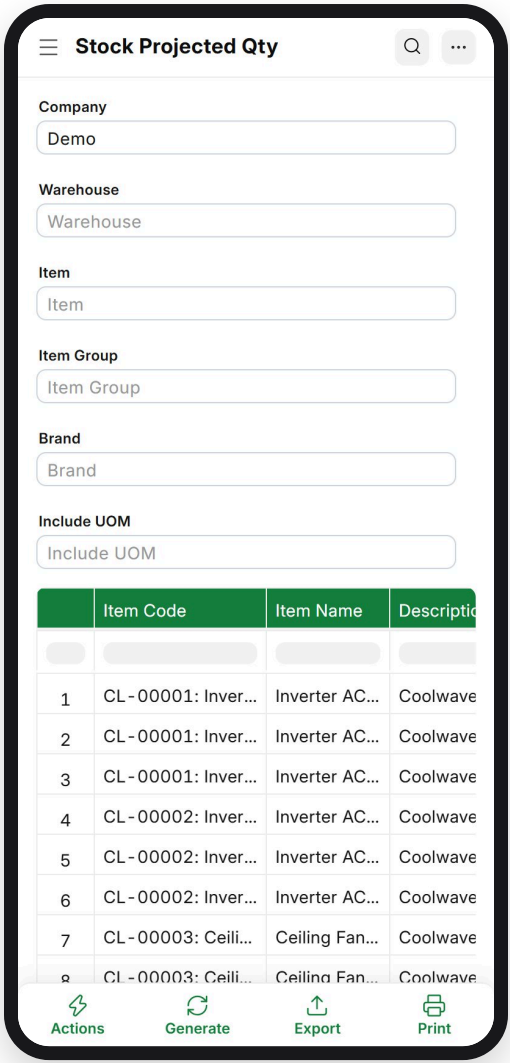

Ask your ERP

Ask "what should we reorder?" or "what has not moved in 60 days?" in plain language, and get the answer from your own stock records.

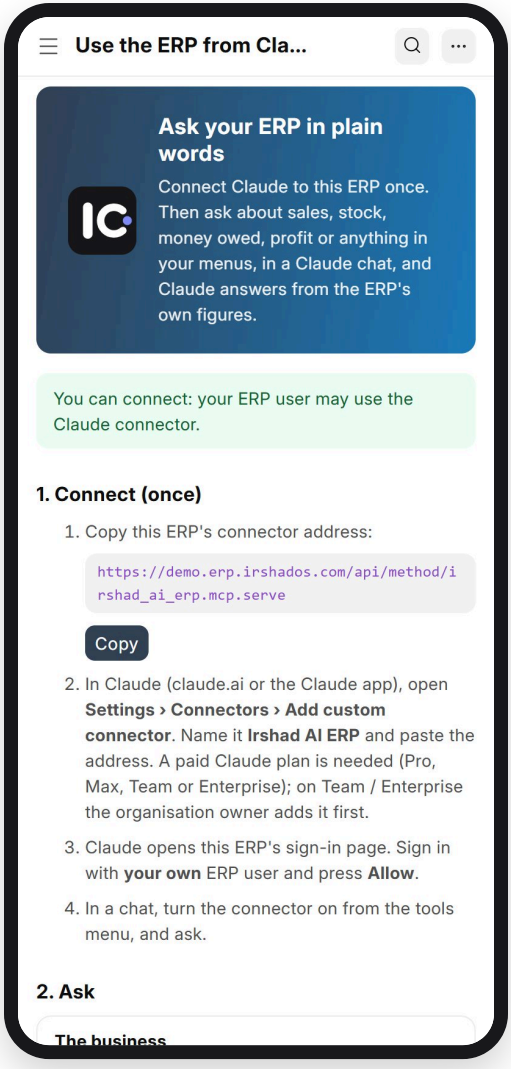

Questions

Can it track serial numbers or batches?

Yes. Products can carry serial numbers or batch numbers, and complaints can be registered against a serial number later.

Does it work out production cost?

Yes. Each product's bill of materials lists what goes into it, so the cost of what you make follows from the materials and steps used.

We also sell and pay staff. Is that included?

Yes. Sales, finance, HR and payroll are in the same system, so a sale, a purchase and a salary all post to the same books.

How we set it up for you

1. **Walk through how you work**
   A short call or a few screenshots per department: what you enter, what you print, which reports you open every day.

2. **Set up and import**
   Your own installation, with your chart of accounts, customers, products and opening balances, checked against your trial balance.

3. **Fit the screens and prints**
   Your field names, invoice and voucher layouts and approval steps, on a copy you test before anything goes live.

4. **Go live and support**
   Start on a month's first day, then training per department and a monthly retainer for questions and changes.

Open the live demo: **demo.irshados.com**
This page online: **IrshadOS.com/erp/manufacturers/**
Request a demo: **fill in a short form**
Or email: **dev@irshados.com**