IrshadOS

Irshad AI ERP for HR and payroll

Companies with many staff

For companies with many staff: attendance with late-coming deductions, leave, advances and loans, the monthly salary sheet with salary tax slabs, and every employee's record from joining to resignation.

Try it now, no sign-up:

demo.irshados.com

Read online:

IrshadOS.com/erp/hr-payroll/

Request a demo: fill in a short form

Email: dev@irshados.com

The month's HR work on one screen

Attendance, leave, advances, loans and the salary sheet. The screen suggests the month's work: correct attendance, deduct late coming and early leaving, then run salaries.

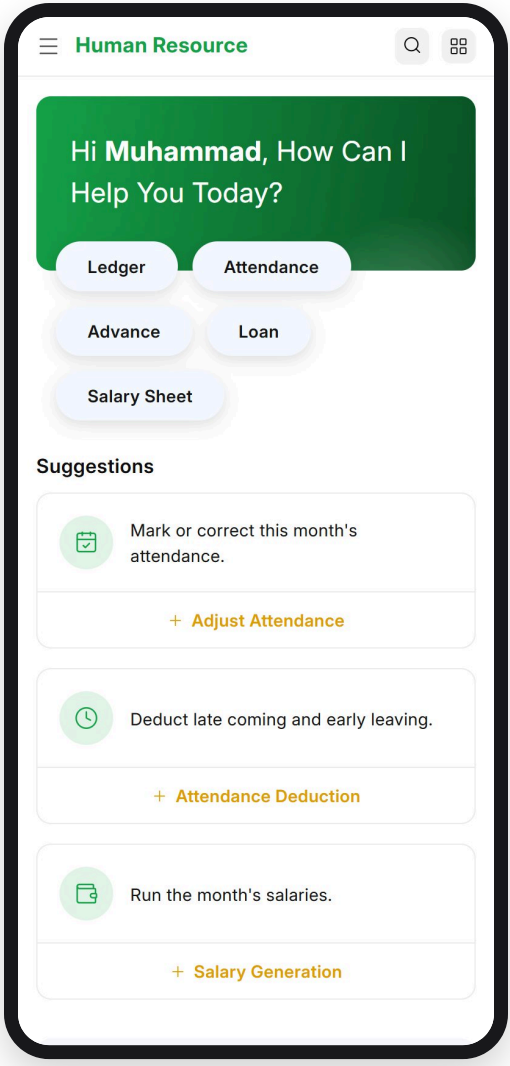

Every employee on record

Each employee with department and status, plus achievements, complaints, promotions, transfers, warnings and resignations, so the file is complete when you need it.

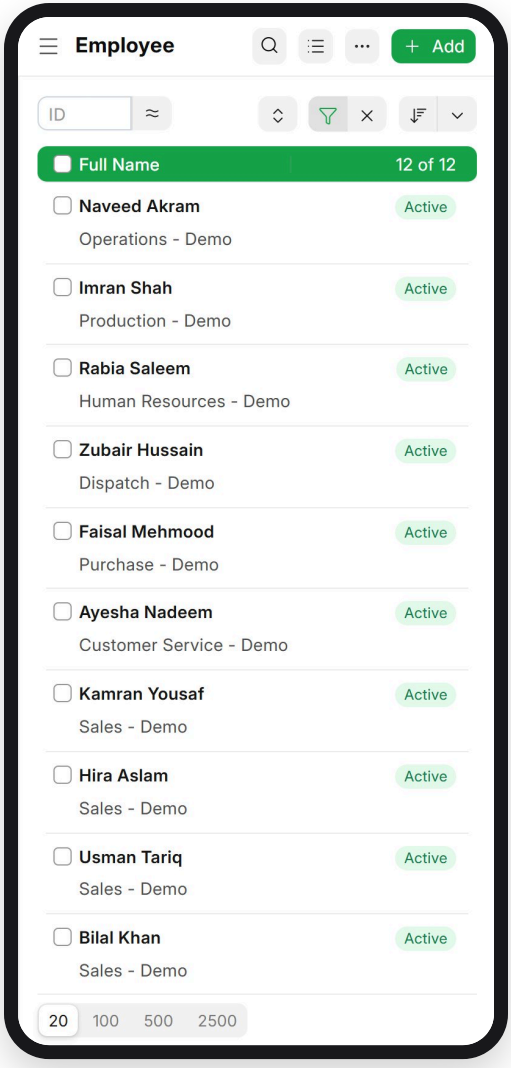

Salaries with the right tax

Salary tax slabs are set per country, with Pakistan's FBR slabs and EOBI included. Loans and advances can be recovered from salary each month.

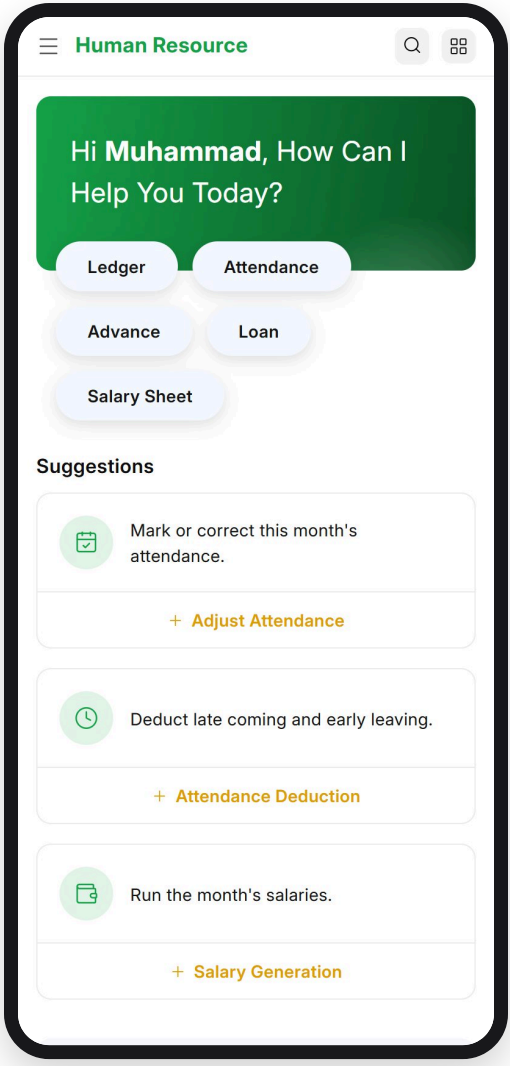

Ask your ERP

HR users can ask for "the salary register for October" or "this month's attendance summary" in plain language. Each person sees only what their ERP role allows.

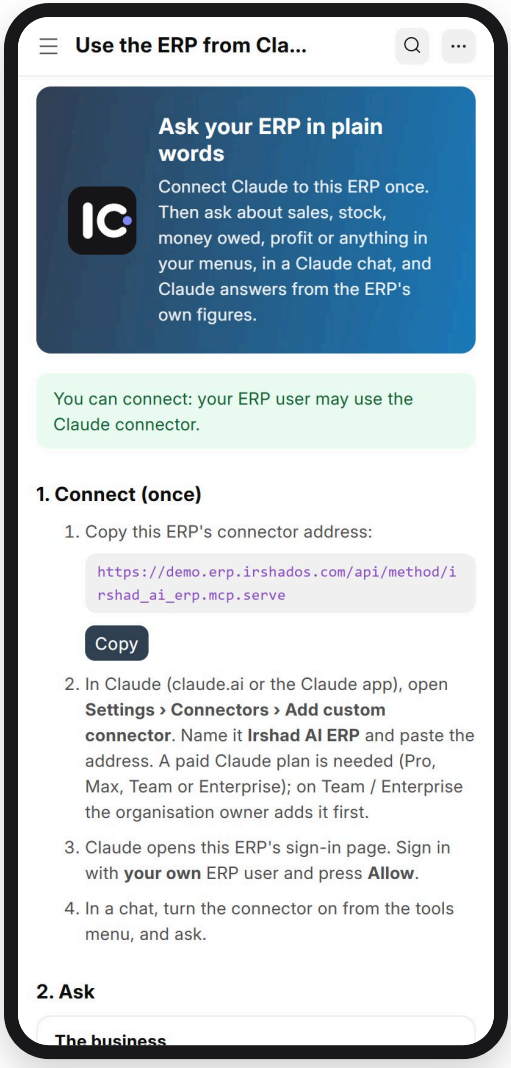

Questions

Can we bring in our staff and their salaries?

Yes. We import employees, salary structures and loan balances from your spreadsheets, and check the first month's salary sheet against yours.

Who can see salaries?

Only the roles you allow. Salary, loan and HR screens are hidden from everyone else, in the ERP and in the AI connector.

Do accounts and payroll connect?

Yes. Salaries post to the same books as sales and purchase, so the profit and loss always includes them.

How we set it up for you

1. **Walk through how you work**
   A short call or a few screenshots per department: what you enter, what you print, which reports you open every day.

2. **Set up and import**
   Your own installation, with your chart of accounts, customers, products and opening balances, checked against your trial balance.

3. **Fit the screens and prints**
   Your field names, invoice and voucher layouts and approval steps, on a copy you test before anything goes live.

4. **Go live and support**
   Start on a month's first day, then training per department and a monthly retainer for questions and changes.

Open the live demo: **demo.irshados.com**
This page online: **IrshadOS.com/erp/hr-payroll/**
Request a demo: **fill in a short form**
Or email: **dev@irshados.com**